

DEBUNKING THE MYTH: THE LIMITED UTILITY OF MIRROR POLISHING IN PHARMACEUTICAL GLOVE BOXES

WHITEPAPER SCHEDIO SA
MAY 2023

Written in cooperation with:



Introduction

Pharmaceutical glove boxes are essential equipment in the industry, providing a controlled and isolated environment for handling sensitive materials, conducting research, and manufacturing pharmaceutical products. These glove boxes help maintain the highest levels of cleanliness and sterility, ensuring that products are free from contaminants and safeguarding the integrity of research and development processes.

Overview of Pharmaceutical Glove Boxes and GMP guidelines

A pharmaceutical glove box is an enclosed workspace designed for handling sensitive materials in a controlled environment. Pharmaceutical glove boxes and containment systems are crucial for maintaining product quality, sterility, and operator safety in manufacturing processes. Following Good Manufacturing Practices (GMP) guidelines, Annex 1, facilities and equipment should be designed, qualified, and/or validated. Technologies such as Restricted Access Barrier Systems (RABS), isolators, robotic systems, rapid/alternative methods, and continuous monitoring systems enhance product protection and facilitate contaminant detection.

Annex 1 emphasizes the importance of controlled environments using cleanrooms with filtered air, pressure differentials, and effective air flushing. Modifications may be necessary to contain hazardous materials and protect critical zones. Glove boxes provide a controlled environment for handling sensitive materials, preventing contamination, and protecting operators. The surface finish of glove boxes, including mirror polishing and alternative finishes, directly impacts their performance, cleanability, and overall effectiveness.

The Prevalence of Mirror Polishing in the Industry

Mirror polishing is a surface finishing technique that involves mechanically polishing the interior surfaces of glove boxes to achieve a mirror-like, highly reflective finish. This process has gained popularity in the pharmaceutical industry due to its perceived benefits, which include improved cleanliness, reduced contamination risks, and enhanced aesthetics. The ultra-smooth surface created by mirror polishing is believed to make cleaning easier and more effective, limiting the potential for contaminants to adhere to the surfaces.

Purpose of the White Paper: To Challenge the Necessity of Mirror Polishing in Certain Cases

While mirror polishing is commonly used in the pharmaceutical industry, its necessity in certain cases is debatable. The goal of this white paper is to critically examine the benefits and drawbacks of mirror polishing in specific pharmaceutical glove box applications, challenging the conventional wisdom that suggests it is always the best option. By examining various factors, such as contamination risks, material compatibility, cleaning and maintenance requirements, and regulatory compliance, we aim to provide a more nuanced understanding of when mirror polishing is truly necessary and when it might be an unjustified expense. In doing so, we hope to encourage more informed decision-making when selecting surface finishes for pharmaceutical glove boxes and promote a better understanding of the available alternatives.



The Mirror Polishing Process

Definition and Explanation of Mirror Polishing

Mirror polishing, also known as ultra-high finish polishing, is a process that creates a highly reflective, mirror-like surface on stainless steel or other metal components. This process involves removing microscopic imperfections and irregularities from the material's surface, resulting in an ultra-smooth, visually appealing finish. In the context of pharmaceutical glove boxes, mirror polishing is used to create an interior surface that minimizes contamination risks and facilitates easier cleaning.

The Techniques and Materials Used

Mirror polishing typically involves a multi-stage process, beginning with an initial rough grinding or machining to remove surface defects and imperfections. This is followed by a series of finer grinding and polishing steps, using progressively finer abrasives such as diamond paste, silicon carbide, or alumina.

The polishing process can be carried out manually, using handheld tools and polishing pads, or it can be automated using specialized polishing machines. In some cases, a combination of both manual and automated methods may be employed to achieve the desired finish. The final step in the mirror polishing process is often a thorough cleaning to remove any residual abrasive material or contaminants from the polished surface.



Mirror-polished

Typical Applications in the Pharmaceutical Industry

Mirror polishing is commonly used in various applications within the pharmaceutical industry, including:

- 1. Glove boxes:** As discussed earlier, mirror polishing is used to create ultra-smooth interior surfaces in pharmaceutical glove boxes to minimize contamination risks and facilitate easier cleaning. These glove boxes are used for handling sensitive materials, conducting research, and manufacturing pharmaceutical products.
- 2. Process vessels and reactors:** Mirror-polished surfaces in process vessels and reactors help reduce the potential for contamination and improve cleanability. This is particularly important when manufacturing high-purity pharmaceutical products or when multiple products are manufactured in the same equipment.
- 3. Piping and fittings:** Mirror-polished piping and fittings can reduce the accumulation of contaminants and facilitate more effective cleaning between product batches, minimizing the risk of cross-contamination.
- 4. Tablet presses and other manufacturing equipment:** Mirror-polished surfaces on tablet presses and other manufacturing equipment can contribute to maintaining product quality by minimizing the risk of contamination, reducing product adhesion, and ensuring efficient cleaning.
- 5. Cleanroom surfaces and fixtures:** In some cases, mirror-polished surfaces are used on walls, ceilings, and fixtures within cleanrooms to enhance cleanliness and minimize the potential for particulate contamination.

While mirror polishing is prevalent in the pharmaceutical industry, it is essential to consider whether the benefits it provides justify the costs and effort involved, especially in cases where contamination risks are low or other surface finishes may provide similar benefits.

Factors Determining the Need for Mirror Polishing

A thorough evaluation of several factors is necessary to determine whether mirror polishing is warranted for a specific application. These factors include contamination risks, material compatibility, cleaning and maintenance requirements, regulatory compliance, and surface roughness requirements.

Contamination Risks

Contamination risks are a primary concern in the pharmaceutical industry, as the presence of foreign particles or microorganisms can compromise product quality, safety, and efficacy. Mirror-polished surfaces are less likely to harbor contaminants, as their ultra-smooth finish minimizes adhesion points for particles and microorganisms. When assessing the need for mirror polishing, it is crucial to consider the sensitivity of the materials being handled and the potential impact of contamination on product quality and safety.

Material Compatibility

The choice of surface finish can affect material compatibility, especially in applications involving corrosive or reactive substances. Mirror-polished surfaces exhibit increased corrosion resistance due to the removal of surface imperfections that can act as initiation sites for corrosion. If material compatibility is a concern, mirror polishing might be necessary to ensure the glove box's long-term performance and integrity.

Cleaning and Maintenance Requirements

The ease and effectiveness of cleaning and maintenance are essential factors to consider when selecting a surface finish. Mirror-polished surfaces are easier to clean due to their ultra-smooth finish, which allows for more efficient removal of contaminants. In applications where frequent cleaning is necessary or where strict sterility must be maintained, mirror polishing can provide significant advantages. However, if the cleaning and maintenance requirements are less stringent, alternative surface finishes may be more cost-effective.



Regulatory Compliance

Regulatory requirements play a critical role in determining the need for mirror polishing. Some pharmaceutical applications are subject to strict regulations that mandate specific levels of cleanliness, sterility, and surface finish quality. In such cases, mirror polishing may be necessary to ensure compliance with these regulatory standards. When evaluating the need for mirror polishing, it is essential to review relevant industry guidelines, such as those issued by the United States Food and Drug Administration (FDA), the European Medicines Agency (EMA), or other relevant regulatory bodies.

Surface Roughness Requirements

The decision to implement mirror polishing should be driven by scientifically-determined surface roughness requirements, rather than solely by visual smoothness. Surface roughness is a quantifiable characteristic that can directly impact cleanliness, cleanability, and cross-contamination risks. It is typically measured in terms of roughness average (Ra) or other standardized metrics, which provide a more objective basis for assessing the appropriateness of a particular surface finish.

When evaluating the need for mirror polishing, it is essential to consider the specific surface roughness requirements for the application, as defined by industry standards, regulatory guidelines, or internal specifications. By focusing on these measurable criteria, the decision-making process becomes more grounded in science, ensuring that the selected surface finish is appropriate for the desired level of contamination control and cleanability.




Disadvantages of Mirror Polished Surfaces

Despite the advantages of mirror polished surfaces, there are several disadvantages that should be considered when deciding on a surface finish for a pharmaceutical glove box. These drawbacks include:

- 1. Susceptibility to Scratches:** Mirror polished surfaces are highly susceptible to scratches, even when handling light materials. These scratches can quickly accumulate, causing the glove box to appear aged and reducing the smoothness of the surface. Over time, this deterioration can result in a visually unappealing
- 2. Reflections and Operator Discomfort:** The highly reflective nature of mirror polished surfaces can cause glare from the interior lighting, resulting in discomfort or headaches for operators. In some cases, this issue can lead to reduced productivity and increased fatigue for personnel working in the glove box environment
- 3. Welding Distortions:** If welding operations are performed on the glove box after mirror polishing, the heat generated during the welding process can cause distortions in the polished surface. This effect can be particularly noticeable on the outer surfaces of the glove box, resulting in a visually uneven appearance and a less-than-perfect finish.
- 4. Difficulty in Restoring Ex-factory Condition:** Over time, and after years of use, mirror polished surfaces may require restoration to their original condition. This restoration process can be extremely challenging, if not impossible, in most cases. The difficulty in restoring the surface finish can be attributed to the accumulation of scratches, wear, and other imperfections that may not be easily removed without compromising the integrity of the material or the overall structure of the glove box.
- 5. Increased Costs and Time:** The process of achieving a mirror polished surface requires a significant investment in terms of labor, materials, and time. The multi-stage polishing process can be more expensive and time-consuming compared to alternative surface finishes, which may provide adequate performance at a lower cost. This increased expense may not always be justified, particularly in applications where the benefits of mirror polishing do not outweigh the drawbacks.

In conclusion, while mirror polished surfaces offer several advantages in terms of cleanliness, contamination resistance, and aesthetics, there are also several disadvantages to consider.

When selecting a surface finish for a pharmaceutical glove box, it is essential to weigh the benefits and drawbacks of mirror polishing against alternative finishes and the specific requirements of the application. By considering these factors, an informed decision can be made that balances performance, cost, and practicality.



Scratches mirror polished vs satin

Cases where Mirror Polishing is unnecessary

There are several cases where mirror polishing may not be necessary for pharmaceutical glove boxes. In such instances, alternative surface finishes may provide adequate performance at a lower cost.

Low-risk Contamination Environments

In some pharmaceutical applications, the risk of contamination is relatively low, either due to the nature of the materials being handled or the specific processes involved. In these low-risk environments, the advantages of mirror polishing may not be significant enough to justify the additional expense, and other surface finishes might provide adequate contamination protection.

Glove Boxes with a Focus on Mechanical Strength Rather than Surface Finish

In certain cases, the primary concern for a glove box may be its mechanical strength and durability, rather than its surface finish. For example, glove boxes used for bulk material handling or high-impact processes may prioritize structural integrity over surface smoothness. In such applications, mirror polishing may not provide substantial benefits, and the resources allocated to polishing could be better spent on reinforcing the glove box's structural components.


Processes that Do Not Require Frequent Cleaning or are Not Subject to Stringent Regulatory Oversight

Not all pharmaceutical processes require frequent cleaning or are subject to stringent regulatory oversight. In these situations, the benefits of mirror polishing may not outweigh the costs. For example, glove boxes used in early-stage research and development or for handling materials with minimal contamination risks may not require the same level of surface finish as those used in high-purity manufacturing or clinical settings. In such cases, alternative surface finishes may be more appropriate and cost-effective.

Cost-benefit Analysis: Weighing the Benefits of Mirror Polishing Against the Costs

When deciding whether to implement mirror polishing in a pharmaceutical glove box, it is essential to perform a cost-benefit analysis. This analysis should consider the potential benefits of mirror polishing, such as improved cleanliness, reduced contamination risks, and easier cleaning, against the additional costs and effort associated with the polishing process. If the benefits do not justify the extra expense, alternative surface finishes should be considered.

In summary, mirror polishing may not be necessary for pharmaceutical glove boxes in low-risk contamination environments, applications that prioritize mechanical strength, processes with less stringent cleaning and regulatory requirements, or cases where the costs outweigh the benefits. In these situations, other surface finishes may provide adequate performance at a lower cost, allowing for a more efficient allocation of resources.



Vibrated, Satined, Mirror polished

Alternatives to Mirror Polishing

Fine-satined, Fine-vibrated, and Electropolished Finishes

In cases where mirror polishing is deemed unnecessary, alternative surface finishes such as fine-satined, fine-vibrated, or electropolished finishes can provide adequate performance at a lower cost. This section will discuss each alternative, the roughness that can be obtained, and the processes involved in achieving these finishes.

Fine-satined Finish

A fine-satined finish is a smooth, uniform surface finish that can be achieved using abrasive materials or brushes. The roughness of a fine-satined finish typically ranges between 0.2 and 0.5 micrometers (μm) Ra (roughness average), providing a balance between smoothness and cost-effectiveness.

The fine-satined finish is obtained by abrading the metal surface using abrasive belts, non-woven abrasive materials, or rotating brushes. The abrasives remove surface imperfections and create a uniform, matte finish. The process can be manual or automated, depending on the specific requirements of the application.

Fine-vibrated Finish

A fine-vibrated finish is characterized by a smooth, matte appearance with a roughness typically ranging between 0.4 and 0.8 μm Ra. This finish is achieved through a process called vibratory finishing, which involves placing the metal components in a container filled with abrasive media, water, and chemical additives. The container is then set into vibration, causing the abrasive media to interact with the metal surface, gradually removing surface imperfections and creating a uniform finish.

The vibratory finishing process can be adjusted to achieve the desired surface finish by altering factors such as the type and size of abrasive media, the vibration intensity, the chemical additives used, and the duration of the process. Fine-vibrated finishes are well-suited for applications where a balance between surface smoothness and cost is required.

Electropolished Finish

Electropolishing is an electrochemical process that can provide a smooth, highly reflective finish with roughness values typically ranging between 0.1 and 0.4 μm Ra. This process involves immersing the metal component in an electrolytic bath containing a suitable electrolyte, such as a mixture of phosphoric and sulfuric acid. A direct current is then passed between the metal component (acting as the anode) and a cathode, causing the controlled removal of metal ions from the surface.

Electropolishing results in a smooth, passive surface that is more resistant to corrosion and contamination compared to mechanically polished surfaces. The process can be particularly beneficial for complex geometries or internal surfaces that are difficult to access with mechanical polishing techniques.

In summary, fine-satined, fine-vibrated, and electropolished finishes offer viable alternatives to mirror polishing in certain pharmaceutical glove box applications. These finishes can provide a balance between surface smoothness, contamination resistance, and cost-effectiveness, making them suitable for cases where mirror polishing may not be necessary. When selecting a surface finish, it is essential to consider the specific requirements of the application, such as contamination risks, material compatibility, cleaning and maintenance needs, and regulatory compliance. By carefully evaluating these factors, an informed decision can be made regarding the most appropriate surface finish for a given pharmaceutical glove box.

Finishings options comparison

Surface Finish	Description	Roughness (Ra)	Advantages	Disadvantages
Fine-Satined	A process involving abrasion with fine-grit abrasives, resulting in a smooth and uniform surface with a matte appearance.	0.1 to 0.8 micrometers (µm)	<ul style="list-style-type: none"> Smooth surface with low reflectivity. Improved cleanability. Lower cost compared to mirror polishing. Easier to maintain. 	<ul style="list-style-type: none"> Not as smooth as mirror-polished surfaces. May not be suitable for applications requiring the highest level of cleanability. More susceptible to contamination than mirror-polished surfaces.
Fine-Vibrated	A process that uses a vibratory machine with abrasive media to create a uniform, slightly textured surface.	1.6 to 3.2 micrometers (µm)	<ul style="list-style-type: none"> Provides a consistent, non-directional surface finish. Cost-effective. Easier to maintain than mirror-polished surfaces. Reduces glare and reflections. 	<ul style="list-style-type: none"> Rougher than mirror-polished and fine-satined surfaces. Not ideal for applications requiring the highest level of cleanability. May be more prone to contamination than smoother finishes.
Electropolished	An electrochemical process that removes a thin layer of material from the surface, creating a smooth and highly reflective finish with increased corrosion resistance.	0.05 to 0.4 micrometers (µm)	<ul style="list-style-type: none"> Extremely smooth and clean surface. Improved corrosion resistance. Low contamination risk. Suitable for applications requiring high cleanability and sterility. Reduces adhesion of contaminants and biofilm formation. Easy to clean and maintain Can restore surface quality of previously used equipment. 	<ul style="list-style-type: none"> More expensive than other surface finishes. May require additional maintenance to preserve the finish. Not ideal for applications where reflections and glare could be an issue. Welding performed after electropolishing can result in uneven surface appearance. Restoring the finish to factory condition after years of use can be challenging or impossible in some cases.

Recommendations for selecting appropriate Surface Finishes

Selecting the most suitable surface finish for a pharmaceutical glove box is a critical decision that can impact the performance, longevity, and overall effectiveness of the equipment. To make an informed decision, it is essential to consider the following factors:

Assessing the Specific Requirements of the Application

Each pharmaceutical application has unique requirements and constraints. It is crucial to thoroughly assess the specific needs of the application, such as the materials being handled, the processes being performed, and the level of sterility required. This assessment will help to identify the most appropriate surface finish that meets the demands of the application while balancing cost and performance.

Considering Contamination Risks and Material Compatibility

Evaluate the contamination risks associated with the application and the compatibility of the materials being used in the glove box. This evaluation will help to determine if a mirror-polished, fine-satinated, fine-vibrated, or electropolished surface finish is best suited to minimize contamination risks and ensure the long-term performance and integrity of the glove box.

Evaluating Cleaning and Maintenance Needs

Examine the cleaning and maintenance requirements for the application. The chosen surface finish should facilitate efficient and effective cleaning, while also considering the frequency of cleaning and the need for sterility. In applications where frequent cleaning or strict sterility is necessary, a smoother surface finish like mirror polishing or electropolishing may be advantageous.

Ensuring Regulatory Compliance

Compliance with relevant industry regulations and guidelines is paramount in the pharmaceutical sector. Review the regulatory requirements for your specific application, such as those issued by the United States Food and Drug Administration (FDA), the European Medicines Agency (EMA), or other relevant regulatory bodies. The selected surface finish should meet or exceed the standards set forth by these organizations to ensure compliance and maintain the safety and quality of pharmaceutical products.

Conducting a Cost-benefit Analysis

Perform a cost-benefit analysis to weigh the potential advantages and disadvantages of each surface finish option. This analysis should consider factors such as the initial costs of implementing the finish, ongoing maintenance expenses, the potential impact on productivity, and the overall benefits in terms of contamination control and cleanability. By conducting a comprehensive cost-benefit analysis, you can make a more informed decision about which surface finish is the most appropriate and cost-effective choice for your specific pharmaceutical glove box application.


By carefully considering these factors, you can select the most suitable surface finish for your pharmaceutical glove box, ensuring optimal performance, compliance with regulatory standards, and efficient use of resources.



VIBRATED
POLISHING



SATINED
POLISHING



ELECTRO
POLISHED

Conclusion

The surface finish of a pharmaceutical glove box plays a crucial role in determining its performance, longevity, and effectiveness in controlling contamination. While mirror polishing is a popular choice in the industry due to its smoothness and cleanability, it is not always the most appropriate or cost-effective option for every application.

To select the most suitable surface finish, it is essential to assess the specific requirements of the application, consider contamination risks and material compatibility, evaluate cleaning and maintenance needs, ensure regulatory compliance, and conduct a thorough cost-benefit analysis. By taking these factors into account, informed decisions can be made about whether to implement mirror polishing or alternative surface finishes such as fine-satin, fine-vibrated, or electropolished finishes.

Ultimately, selecting the appropriate surface finish for a pharmaceutical glove box is a critical decision that can significantly impact the success of a given application. Careful consideration of the various factors discussed in this white paper will help ensure the optimal balance between performance, compliance, and cost, leading to more efficient and effective pharmaceutical manufacturing processes.

The authors of this study are:



Mattia Wiedemeier

Commercial Director Schedio SA



Marco Alberio

Engineering Director
at Pharmaprocess GmbH

LEGAL DISCLAIMER

The content of this presentation is for informational purposes only and corresponds to Schedio's knowledge. Schedio assumes no responsibility for errors or omissions in the information provided, or for the accuracy or reliability of third-party content. You should independently verify all information before relying on it and review all safety instructions with each product before use. This presentation is copyrighted by Schedio and may not be reproduced without permission. All trademarks belong to Schedio or their respective third parties and are used here only for informational purposes.

All materials ©2023 Schedio



SCHEDIO SA

via Gaggiolo 12, 6855 Stabio

Phone: +41 91 228 06 51

Email: sales@schedio.ch